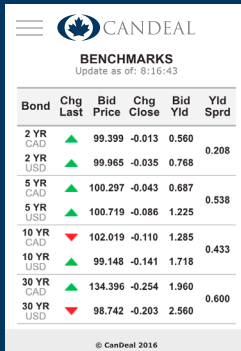


CanDeal Mobile



Bond	Chg Last	Bid Price	Chg Close	Bid Yld	Yld Sprd
2 YR CAD	▲	99.399	-0.013	0.560	
2 YR USD	▲	99.965	-0.035	0.768	0.208
5 YR CAD	▲	100.297	-0.043	0.687	
5 YR USD	▲	100.719	-0.086	1.225	0.538
10 YR CAD	▼	102.019	-0.110	1.285	
10 YR USD	▲	99.148	-0.141	1.718	0.433
30 YR CAD	▲	134.396	-0.254	1.960	0.600
30 YR USD	▼	98.742	-0.203	2.560	




© CanDeal 2016

CanDeal Mobile offers you free access to real-time Canadian and U.S. government benchmark streaming prices during regular business hours. This user-friendly feature is quick to set up on your mobile device.

SECURITIES COVERED:

-  Government of Canada Benchmarks
-  U.S. Treasury Benchmarks

KEY DATA POINTS INCLUDED:




-  Bid Price
-  Bid Yield
-  Changes

INSTALLATION INSTRUCTIONS:

Enter the URL **www.mobile.canddeal.com** into the browser on your mobile device

Individual instructions for each type of mobile device can be found here

FREQUENCY:

-  Live Streaming Information
-  Monday to Friday (except holidays)
-  7AM to 5PM ET